



Made in Europe



product guarantee¹



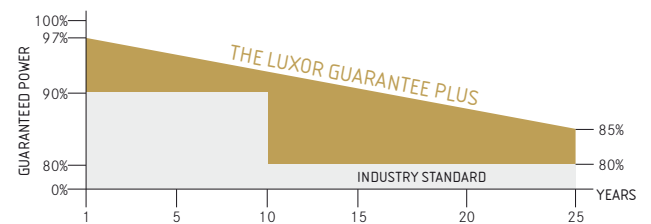
linear performance guarantee¹



ECO LINE

M60/250 - 270 W

Monocrystalline module family



Longlife tested



Power proofed



Safety provided



Selection of components



Cross-linking degree test



Performance surplus of 0 Wp to 6.49 Wp



Imp sorting



Special packing to avoid micro cracks in the cells



German warrantor

The 60-cell solar module is the large-size all-rounder among the Luxor modules. Eco in this case means especially economical: The high wattage makes the module the ideal solution for industrial scale equipments. From the open-field facilities, through the tracking system, to the roof-mounted installation. High-quality solar cell with an efficiency up to 20.6% at the best possible low light behaviour ensure the best energy output. And this at plus tolerances of 0 Wp to 6.49 Wp.

Exemplary in the manufacturing quality, too: An especially durable plug-in connection guarantees the best power contact under all conditions, and the hollow-section frame made of anodised aluminium and compatible with every assembly system, is torsionally stiff and corrosion-free. Manufactured according to German standards each Luxor photovoltaic module is marked by a special level of durability and reliability.

ECO LINE ECO LINE M60/250 – 270 W



Monocrystalline module family

Electrical data	LX-250M	LX-255M	LX-260M	LX-265M	LX-270M
Rated power P _{mpp} [Wp]	250.00	255.00	260.00	265.00	270.00
P _{mpp} range from	250.00	255.00	260.00	265.00	270.00
P _{mpp} range to	256.49	261.49	266.49	271.49	276.49
Rated current I _{mpp} [A]	8.15	8.26	8.36	8.47	8.58
Rated voltage V _{mpp} [V]	30.70	30.89	31.12	31.30	31.49
Short-circuit current I _{sc} [A]	8.59	8.70	8.83	8.92	9.02
Open-circuit voltage U _{oc} [V]	37.31	37.41	37.56	37.70	37.88
Efficiency at STC	15.38%	15.68%	15.99%	16.29%	16.60%
Efficiency at 200 W/m ²	14.96%	15.26%	15.55%	15.85%	16.15%
NOCT [°C]	45 ± 2°C	45 ± 2°C	45 ± 2°C	45 ± 2°C	45 ± 2°C

Specification as per STC (Standard test conditions): irradiance 1000 W/m² | module temperature 25°C | AM = 1,5
 NOCT (nominal operating cell temperature): irradiance 800 W/m² | wind speed 1 m/sec | temperature 20°C | AM = 1,5

Limiting values	LX-250M / LX-255M / LX-260M / LX-265M / LX-270M
Max. system voltage [V]	1000 V
Max. return current [I]	15 A
Temperature range	-40 to 85°C
Snow-load zone ²	approval up to SLZ 3 (according to DIN 1055)
Max. pressure load (static)	5400 Pa

Temperature coefficient	LX-250M / LX-255M / LX-260M / LX-265M / LX-270M
Temperature coefficient [V] [I] [P]	-0.34% /°C 0.05% /°C -0.45% /°C

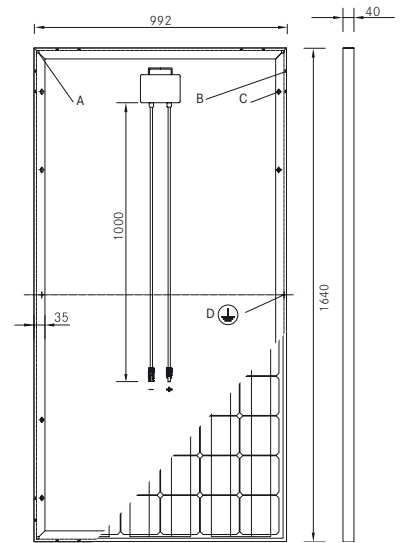
Specifications	LX-250M / LX-255M / LX-260M / LX-265M / LX-270M
Number of cells (matrix)	6 x 10, three strings in a row
Cell size	156 mm x 156 mm (diagonal: 200 mm)
Module dimensions (L x W x H) ² Weight	1,640 mm x 992 mm x 40 mm 18.3 kg
Front-side glass	3.2 mm hardened solar glass with low iron content
Frame	stable, anodised aluminium frame in a hollow-section design
Socket	plastic (PPO), IP65, ventilated and strain-relieved
Diodes	3 Schottky Diodes 15A/45V
Cable	4 mm ² solar cable, cable length 1.0 m
Plug-in connection	high-quality plug-in system, (IP65) MC4 or equivalent
Hail test (max. hailstorm)	∅ 45 mm impact velocity 23 m/s
Salt mist corrosion test	classified according to IEC 61701:2011 ed.2
General technical approval	classified according to DIN EN 13501-5 as B _{ROOF} (ti)

Packing	LX-250M / LX-255M / LX-260M / LX-265M / LX-270M
Packing unit	25 modules, 2 I _{mpp} classes 28 PU/40' container
Dimensions (L x W x H) Weight	174 cm x 114 cm x 121 cm 500 kg gross

The specifications and average values can vary slightly. What is important is the corresponding data of the individual measurement. Specifications are subject to change without notice. Measurement tolerance: rated power +/- 3%, other values +/- 10%, all information in this data sheet corresponds to DIN 50380. A potential light-induced degradation of the power after commissioning is not considered here, other information can be found in the installation guidelines.

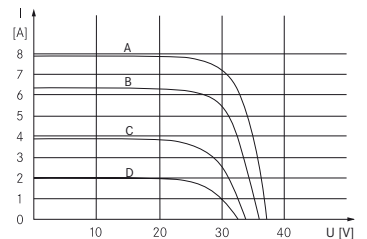
- The specific warranty conditions are given under www.luxor-solar.com/download.htm
- For standing installation
- Tolerance L/W = +/- 3 mm, H = the dimensions given in the order confirmation will be decisive
- Location on request

Back view/ Front view/ Side view³

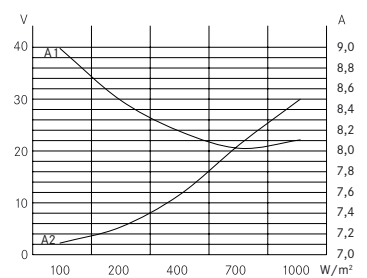


- A: 4 x drainage 10*10 mm
- B: 8 x ventilation aperture 3*7 mm
- C: 8 x mounting hole⁴ d = 7 mm
- D: 2 x earthing d = 2 mm

Characteristics



A: 1000 W/m² | B: 800 W/m² | C: 600 W/m² | D: 200 W/m²



A1: I_{mpp} | A2: V_{mpp}

Luxor, your specialised company

Guidelines: 2006/95/EG-2006/95/EC, 89/336/EWG-89/336/EEC, 93/68/EWG-93/68/EEC



The validity of the certificates/listings for a specific country has to be examined under:
www.luxor-solar.com/download.htm